

NAME _____

Book Report # 6: Travel Brochure

Due date: **Thurs. June 10, 2010**

Report Checklist:

- Choose a just-right nonfiction book on a place or location. _____
This could be a city, state, country, theme park, national park, etc.
- Once you find a book to read, make sure you get it approved by me. _____
- **Front Cover:** Design a travel brochure to match the place that you are writing about. You should draw or cut out pictures to promote your place. Display these on your front cover. Somewhere in the brochure you should also draw or cut out a flag or logo from where you are traveling (if there is one). _____
- You should also write the title, author and illustrator of your book on the front cover. The title should stand out so write it in larger print. _____
- **Inside Covers:** Inside the covers of your travel brochure you should include a summary of the book. This should be at least 3-4 detailed paragraphs (more if needed) about what you learned from this book. (This is not your opinion, but about what you learned). _____

Example:

SUMMARY:

Write at least 3 to 4 paragraphs here.

- You should have different **sections** that list what you might find there including: animals, what the geography (land) is like, oceans or waterways, weather (climate), great places to go there, language that is spoken, something of the people that live there, etc. These should be at least 1 paragraph long and be DETAILED! _____

Example:

What you might find here:

- Lastly you should include why you chose this place and why others might want to visit here. This is where you include your opinion. _____


Example:


Why you should go:


- **Back Cover:** You should critique whether you liked this book (or didn't like it and why). This section should be at least 3-4 sentences long with again your explanation. Also you should include a rating as follows: _____

- I liked this book because ...

... and then how you rated it:

 I loved this book!

 It was good but not my favorite.

 I probably wouldn't recommend it.

- Make sure your name and date is listed. _____

MAKE SURE:

- This book report is colorful, neatly drawn and written, and is your best work. **(Remember this project will be graded on creativity, neatness, spelling, detailed content and whether all requirements have been met).** _____
- You had your parents/guardians check your work and checklist. _____
Parent signature: _____
- You handed in your book report and this checklist into me _____
before or on the due date: **Thurs. June 10, 2010.**

****Just a couple of tips**:**

- You might want to start by making sloppy copies before writing your information in your travel brochure.
- Take your time and do a good job but don't wait until the last minute.
- Feel free to bring work into me if you want me to check it over, but make sure it is early and not on the due date!!
- Have others look at your work to see what they think.
- DO YOUR BEST!!! (These projects will be put on display for others to see)